

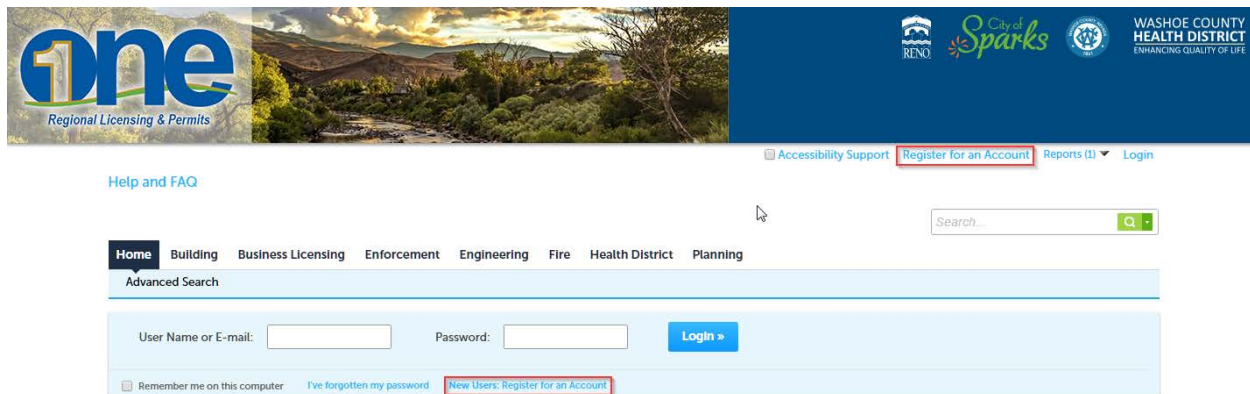
User Account Registration Process

1. Open your web browser and navigate to: www.onenv.us. This will help you get started.
2. From the ONE Regional Licensing & Permits informational web page, www.onenv.info, click on the “Login Now” link to access the system. If you have difficulty viewing the system, please make sure you are using an internet browser that is compatible to the system. A list of compatible internet browsers is available on the information web page.

Registration and Login

To securely keep track of your permits, [Register for an Account](#). If you already have an account, [Log in now](#).

3. To create a user account in ONE Regional Licensing & Permits, click on the “Register for an Account” button in the top-right corner of the Home page, or on the “New Users: Register for an Account” hyperlink in the Login box.



The screenshot shows the top navigation bar of the ONE Regional Licensing & Permits website. The navigation bar includes the ONE logo, a landscape image, and logos for Reno, Sparks, and Washoe County Health District. Below the navigation bar, there is a search bar and a navigation menu with links for Home, Building, Business Licensing, Enforcement, Engineering, Fire, Health District, and Planning. The main content area features a login form with fields for User Name or E-mail and Password, and a Login button. Below the login form, there are links for Remember me on this computer, I've forgotten my password, and New Users: Register for an Account. The Register for an Account link is highlighted with a red box.

4. After reading the General Disclaimer, click on the check box to accept the terms to access ONE Regional Licensing & Permits and click the Continue Registration button to continue the registration process.

[Help and FAQ](#)

[Home](#)[Building](#)[Business Licensing](#)[Enforcement](#)[Engineering](#)[Fire](#)[Health District](#)[Planning](#)

[Advanced Search](#)

Account Registration

You will be asked to provide the following information to open an account:

- Choose a user name and password
- Personal and Contact Information
- License Numbers if you are registering as a licensed professional (optional)

Please review and accept the terms below to proceed.

General Disclaimer


While the Agency attempts to keep its Web information accurate and timely, the Agency neither warrants nor makes representations as to the functionality or condition of this Web site, its suitability for use, freedom from interruptions or from computer virus, or non-infringement of proprietary rights. Web materials have been compiled from a variety of sources and are subject to change without notice from the Agency as a result of updates and corrections.

I have read and accepted the above terms.


Continue Registration >




5. Fill-out the required information in the registration form. Fields marked with an asterisk (*) are required and must be entered. After you have filled out the registration form, click the Continue Registration button to complete the registration process.
6. You will receive an email confirming your registration process. You may login immediately to ONE Regional Licensing & Permits using the user name and password that you created during the registration process.

At any time, you may change or revise your account information. To update your account information, click on the "Account Management" hyperlink at the top right-hand side of the page.



ONE
Regional Licensing & Permits





WASHOE COUNTY HEALTH DISTRICT
ENHANCING QUALITY OF LIFE

[Help and FAQ](#)Collections (0)  Cart (0) Reports (1) [Logout](#)

[Home](#)[Building](#)[Business Licensing](#)[Enforcement](#)[Engineering](#)[Fire](#)[Health District](#)[Planning](#)